



**S D PUBLIC SCHOOL**

**BU BLOCK, PITAMPURA DELHI-110034**

***HOLIDAYS  
HOMEWORK  
FOR  
NURSERY***

***SESSION: 2024-25***




## DEAR PARENTS

*We know summer holidays are the time of the year when you get an opportunity to spend time with your child. To keep the little ones indoor in the sweltering heat and to utilize their time in creative activities, we have attempted to design meaningful creative activities to occupy the kids in their free time. We wish you have an enjoyable summer vacation with your kids. Here are few tips which will engage your kids in holidays:*



### 1. Suggested Books

*Books are a man's best friend. Buy different picture books, colouring books and story books for your child. Let the child do picture reading, colour the sheets in colouring book and recall the characters and incidents of the story.*






### 2. Know your Home

*Play different games with your kids to encourage them to express freely and make them more responsible. It is going to increase their self-confidence and help them grow into as independent and confident individual. Collect things that belong to different rooms in the house and ask your child to name the objects and the room which they belong to. Help them to place the things back at the right place.*





### 3. *Suggested T.V Channels*

-  *Baby T.V.*
-  *Discovery kids*
-  *Disney Junior*



### 4. *Suggested Movies*

-  *The Jungle Book*
-  *Good Dinosaur*



### 5. *Get Close to Nature*

*Take your child for regular morning walk to breathe in fresh air. Make him aware of the benefits of morning walk and tell him/her about different types of plants, flowers and birds so he/she can generate love for nature.*

### 6. *Let's converse in English*

*How are you? I am fine, Thank you. I am thirsty, Please give me water.*

*I am hungry, Please give me food/fruit.*

*I have finished my work/food.*

*Please open/close my bottle/tiffin/bag.*

*Please switch on/off the light/fan.*



How are you ?

I am fine, Thank you



## 7. Home Assignment

*Take a print out of worksheets and help your child to complete them.*



## 8. Practice Work


*Instruct your child to do 5 pages of alphabets and 5 pages of digits done in the class.*

## 9. Project Work

*Prepare five flash cards on A4 size sheet and get them laminated according to roll no. and topics which have been mentioned below and Speak 4-5 line on it :-*


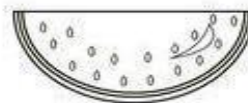


Roll No.	TOPIC
1 to 4	Fruits
5 to 8	Vegetables
9 to 12	Animals
13 to 16	National Symbols
17 to 20	Means of Transport






Trace the dotted lines from left to right using a thick crayon



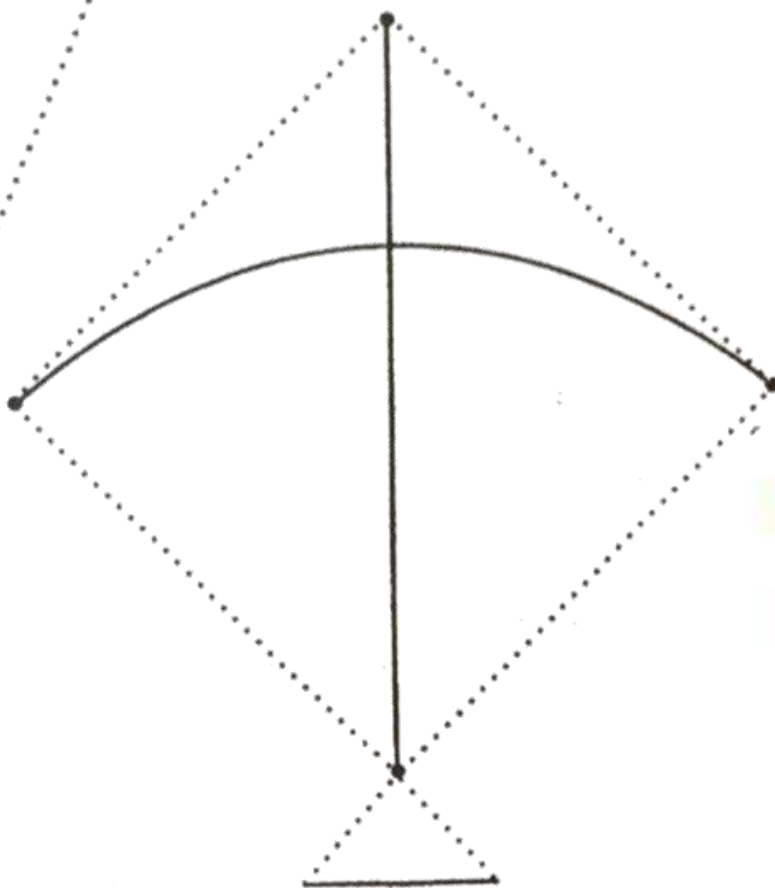


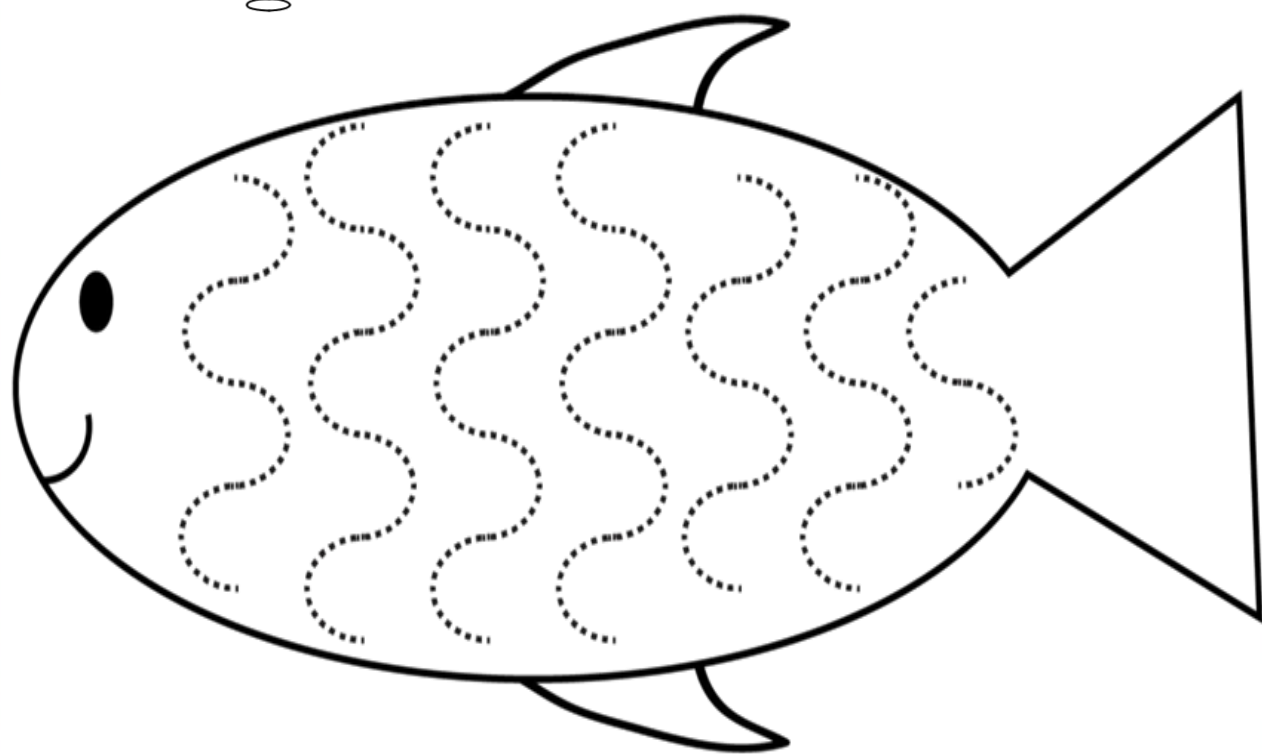


Stick Bindì of red colour to complete  
the apple tree





Join the dots and colour the pictures










## *EXPLORE AND LEARN*

**Visit the park and collect big and small leaves and paste here.**



# *HAPPY FATHERS DAY*

*Paste the photo  
of your Dad*

**SUPER  
DAD**

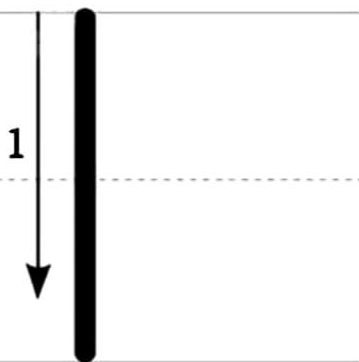
*MY DAD IS MY SUPER HERO*

*LUV YOU DAD*





# WRITING PRACTICE- NUMBER 1

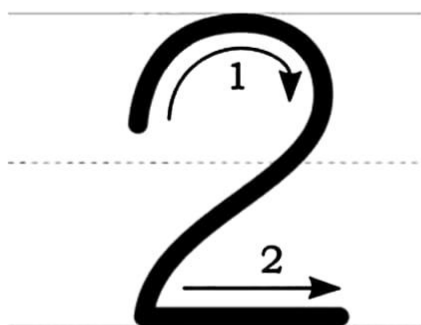


**ONE**







# WRITING PRACTICE- NUMBER 2



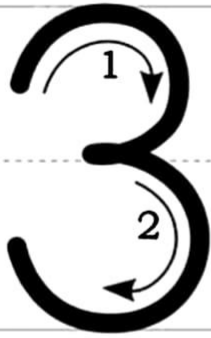
**TWO**



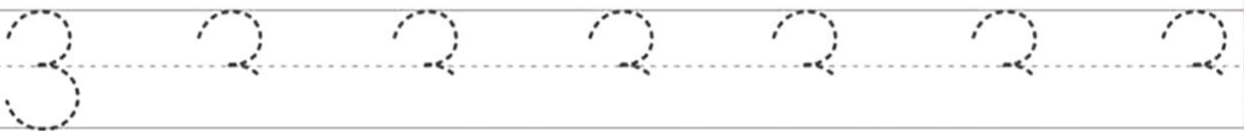
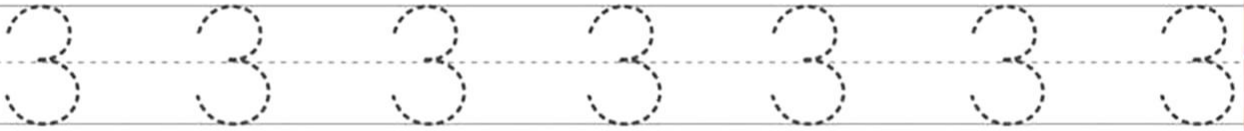




# WRITING PRACTICE- NUMBER 3



**THREE**

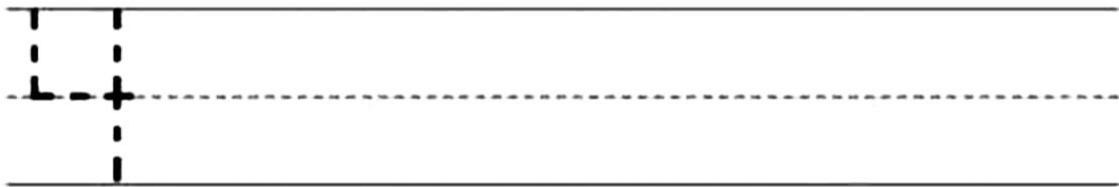




# WRITING PRACTICE- NUMBER 4

Preschool


**MATH FUN**



Circle 4 cars



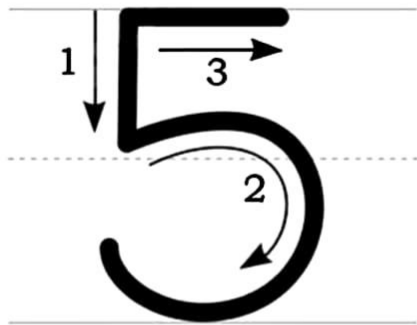
Color 4 balls







# WRITING PRACTICE- NUMBER 5



**FIVE**






# WRITING ALPHABET

*a*

*a*



*a a a a a*

*a a a a a*

*a a a a a*

*a a a a a*







# WRITING ALPHABET

*b*

b



b

b

b

b

b

b

b

b

b

b

b

b

b

b

b

b

b

b


b

b





# WRITING ALPHABET



Tracing practice lines for the letter C. Each row contains five dashed 'C' characters for tracing.

C	C	C	C	C
C	C	C	C	C
C	C	C	C	C
C	C	C	C	C







# WRITING ALPHABET

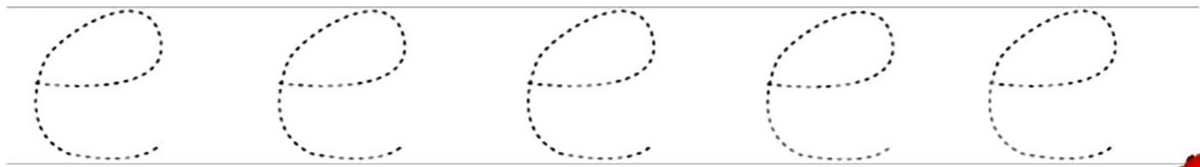


Four rows of handwriting practice lines, each containing five dashed lowercase 'd' characters for tracing.





# WRITING ALPHABET





# SD PUBLIC SCHOOL

BU BLOCK, PITAMPURA  
DELHI 110034

1



2



3



4



5



6



7



8





# SD PUBLIC SCHOOL

BU BLOCK, PITAMPURA  
DELHI 110034

Colour the summer clothes







# SD PUBLIC SCHOOL

BU BLOCK, PITAMPURA  
DELHI 110034



## PERSONAL CARE

Please help your ward to become independent and guide him/ her to

- dress or undress himself/ herself
- tie shoe laces

Such activities lay a neurological foundation for advanced skills involving coordination, concentration, abstract thinking and overall executive function.

## HELP ME TO LEARN

PASTE MY  
PHOTOGRAPH

✓ Brush my teeth twice a day.



✓ Comb my hair.



✓ Trim my nails regularly.



✓ Take a bath every day.



- ✓ Wash hands properly before and after every meal.  
✓ After using the washroom.



- ✓ Learn how to wear shoes and socks.  
✓ Learn how to button and unbutton the shirt.





# OBSERVATIONAL AND ARTISTIC SKILLS

Dear parents ,

You are requested to take your child to any of these places to enhance their observational and artistic skills.

Note: Don't forget to click their pictures. And prepare a beautiful collage of the pictures in the scrap file.



**YAMUNA RIVER BANK**  
(observe migratory birds)



**AKSHARDAM TEMPLE DELHI**  
(learn about the history of this temple)



**DELHI ZOO**  
(observe different animals & their homes)



**STREET ART @LODHI ROAD**  
(observe different kind of art on the road)



**METRO PILLARS**  
(observe pillars on the road and get yourself clicked and learn three- four lines on any pillar picture.